

Site Usage

81,359 Visits

Previous: 41,107 (97.92%)

27.99% Bounce Rate

Previous: 27.28% (2.61%)

618,535 Pageviews

Previous: 330,513 (87.14%)

00:05:25 Avg. Time on Site

Previous: 00:06:21 (-14.63%)

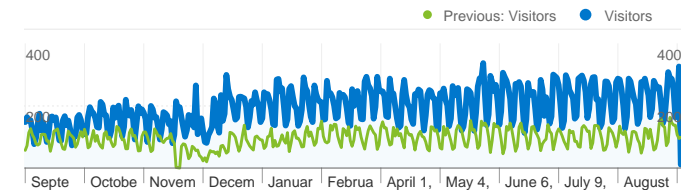
7.60 Pages/Visit

Previous: 8.04 (-5.44%)

58.32% % New Visits

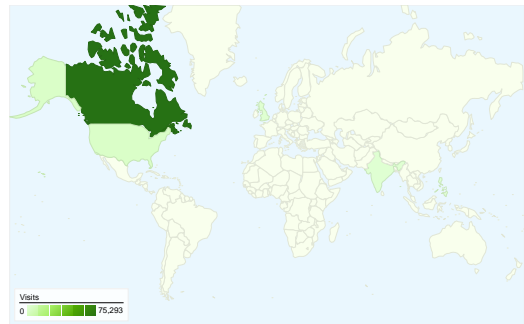
Previous: 56.75% (2.76%)

Visitors Overview

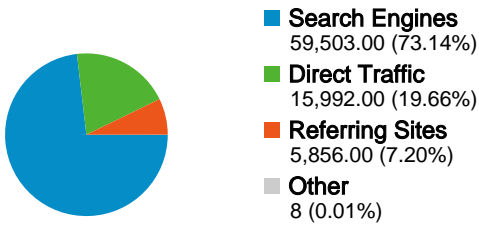


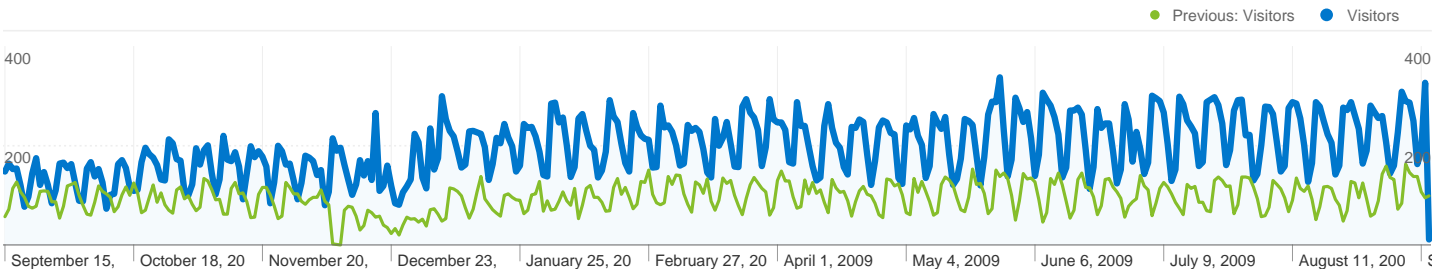
Visitors
48,489

Map Overlay world



Traffic Sources Overview





48,489 people visited this site

 **81,359 Visits**

Previous: 41,107 (97.92%)

 **48,489 Absolute Unique Visitors**

Previous: 24,003 (102.01%)

 **618,535 Pageviews**

Previous: 330,513 (87.14%)

 **7.60 Average Pageviews**


Previous: 8.04 (-5.44%)

 **00:05:25 Time on Site**

Previous: 00:06:21 (-14.63%)

 **27.99% Bounce Rate**

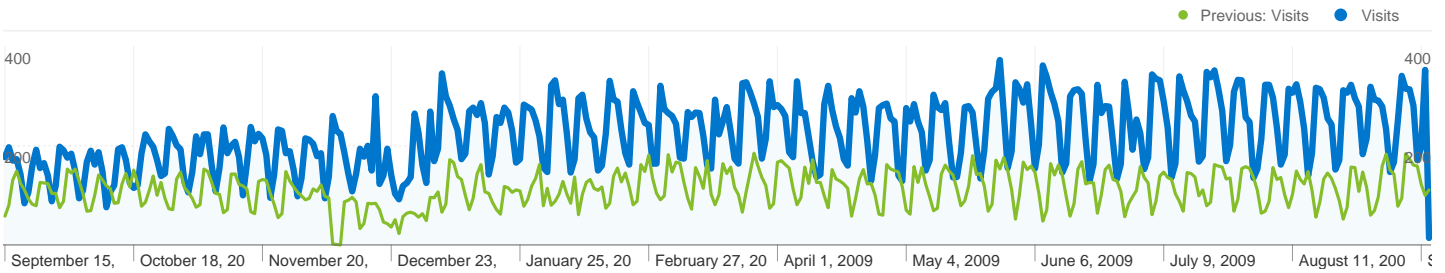
Previous: 27.28% (2.61%)

 **58.32% New Visits**




Previous: 56.75% (2.76%)

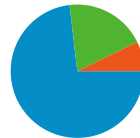
Technical Profile

Browser	Visits	% visits	Connection Speed	Visits	% visits
Internet Explorer			Cable		
Sep 15, 2008 - Sep 15, 2009	62,401	76.70%	Sep 15, 2008 - Sep 15, 2009	37,714	46.36%
Sep 15, 2007 - Sep 14, 2008	33,859	82.37%	Sep 15, 2007 - Sep 14, 2008	21,009	51.11%
% Change	84.30%	-6.88%	% Change	79.51%	-9.30%
Firefox			DSL		
Sep 15, 2008 - Sep 15, 2009	14,049	17.27%	Sep 15, 2008 - Sep 15, 2009	21,429	26.34%
Sep 15, 2007 - Sep 14, 2008	5,616	13.66%	Sep 15, 2007 - Sep 14, 2008	9,005	21.91%
% Change	150.16%	26.39%	% Change	137.97%	20.23%



All traffic sources sent a total of 81,359 visits

-  **19.65% Direct Traffic**
Previous: 28.00% (-29.80%)
-  **7.20% Referring Sites**
Previous: 9.69% (-25.73%)
-  **73.12% Search Engines**
Previous: 62.31% (17.35%)

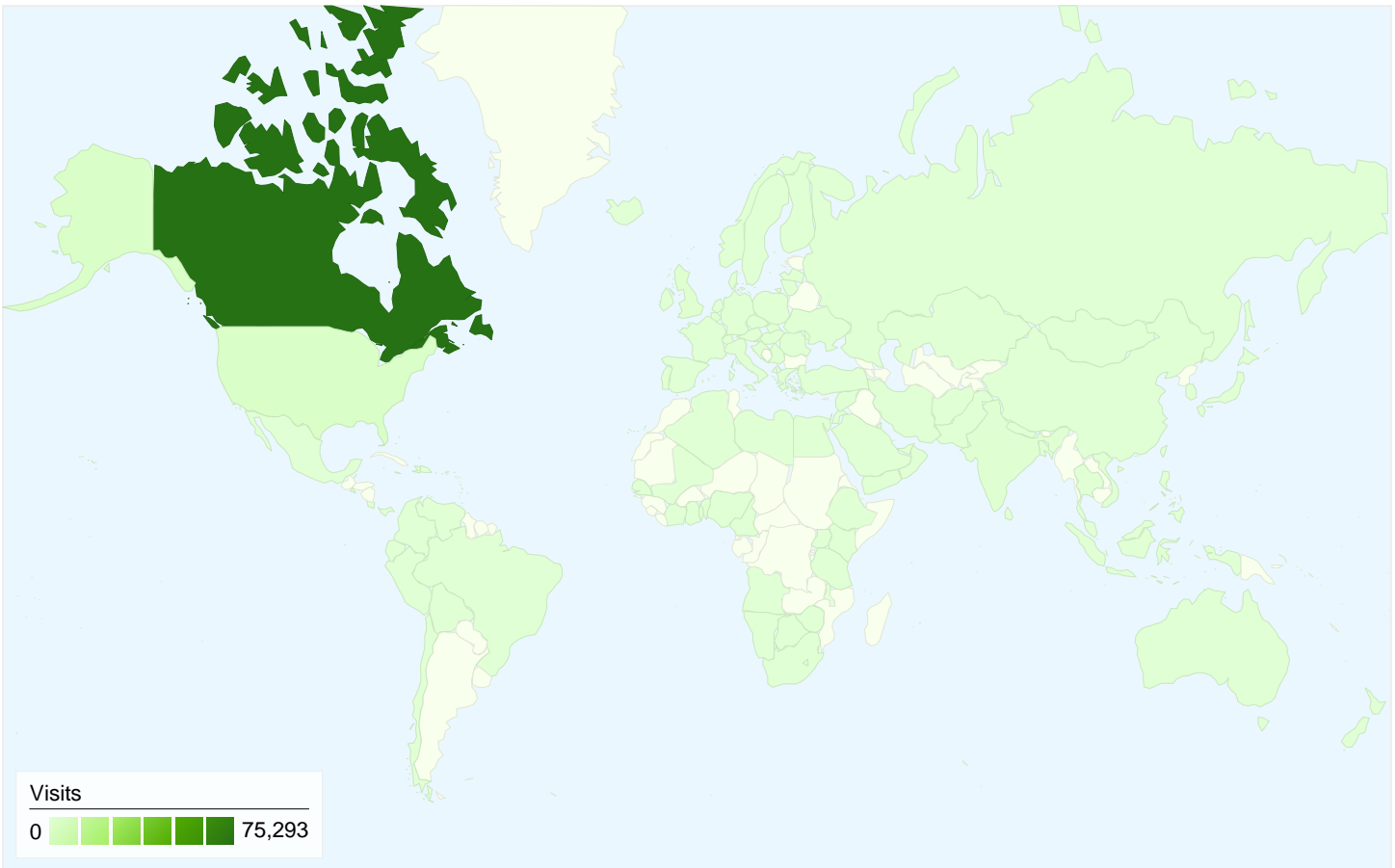


- **Search Engines**
59,503.00 (73.14%)
- **Direct Traffic**
15,992.00 (19.66%)
- **Referring Sites**
5,856.00 (7.20%)
- **Other**
8 (0.01%)

Top Traffic Sources

Sources	Visits	% visits
google (organic)		
Sep 15, 2008 - Sep 15, 2009	48,997	60.21%
Sep 15, 2007 - Sep 14, 2008	19,117	46.51%
% Change	156.30%	29.48%
(direct) ((none))		
Sep 15, 2008 - Sep 15, 2009	15,994	19.66%
Sep 15, 2007 - Sep 14, 2008	11,508	28.00%
% Change	38.98%	-29.79%
yahoo (organic)		
Sep 15, 2008 - Sep 15, 2009	6,559	8.06%
Sep 15, 2007 - Sep 14, 2008	4,145	10.08%
% Change	58.24%	-20.06%
ona.org (referral)		
Sep 15, 2008 - Sep 15, 2009	1,530	1.88%
Sep 15, 2007 - Sep 14, 2008	1,702	4.14%
% Change	-10.11%	-54.59%
live (organic)		

Keywords	Visits	% visits
nursing jobs		
Sep 15, 2008 - Sep 15, 2009	3,958	6.65%
Sep 15, 2007 - Sep 14, 2008	328	1.28%
% Change	1,106.71%	419.47%
ontario nursing jobs		
Sep 15, 2008 - Sep 15, 2009	3,263	5.48%
Sep 15, 2007 - Sep 14, 2008	1,485	5.80%
% Change	119.73%	-5.41%
ontario nursing		
Sep 15, 2008 - Sep 15, 2009	3,083	5.18%
Sep 15, 2007 - Sep 14, 2008	2,243	8.76%
% Change	37.45%	-40.83%
nursing jobs in ontario		
Sep 15, 2008 - Sep 15, 2009	3,068	5.16%
Sep 15, 2007 - Sep 14, 2008	513	2.00%
% Change	498.05%	157.45%
nursing jobs ontario		



81,359 visits came from 131 countries/territories

Site Usage

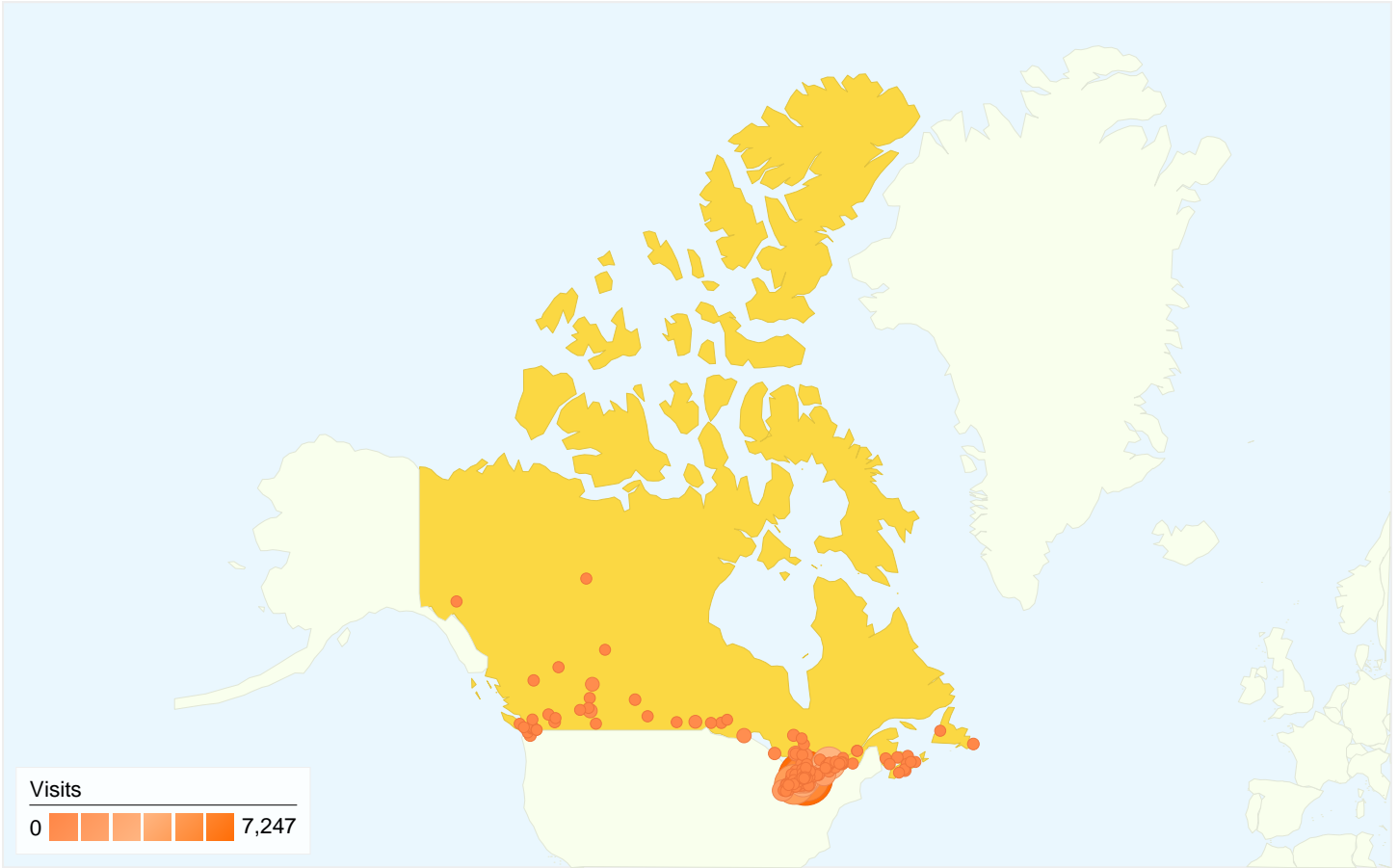
Visits	Pages/Visit	Avg. Time on Site	% New Visits	Bounce Rate	
81,359 Previous: 41,107 (97.92%)	7.60 Previous: 8.04 (-5.44%)	00:05:25 Previous: 00:06:21 (-14.63%)	58.43% Previous: 56.92% (2.66%)	27.99% Previous: 27.28% (2.61%)	
Country/Territory	Visits	Pages/Visit	Avg. Time on Site	% New Visits	Bounce Rate
Canada					
September 15, 2008 - September 15, 2009	75,293	7.66	00:05:20	57.46%	27.35%
September 15, 2007 - September 14, 2008	37,999	8.19	00:06:23	55.67%	26.41%
% Change	98.14%	-6.48%	-16.58%	3.21%	3.59%
United States					
September 15, 2008 - September 15, 2009	2,711	6.54	00:04:45	75.62%	38.84%
September 15, 2007 - September 14, 2008	1,479	6.30	00:03:39	79.99%	41.18%
% Change	83.30%	3.90%	30.47%	-5.46%	-5.67%

Country/Territory Detail:

Canada

Sep 15, 2008 - Sep 15, 2009

Comparing to: Sep 15, 2007 - Sep 14, 2008



This country/territory sent 75,293 visits via 744 cities

Site Usage

Visits	Pages/Visit	Avg. Time on Site	% New Visits	Bounce Rate	
75,293 Previous: 37,999 (98.14%)	7.66 Previous: 8.19 (-6.48%)	00:05:20 Previous: 00:06:23 (-16.58%)	57.46% Previous: 55.67% (3.21%)	27.35% Previous: 26.41% (3.59%)	
City	Visits	Pages/Visit	Avg. Time on Site	% New Visits	Bounce Rate
Toronto					
September 15, 2008 - September 15, 2009	7,247	7.08	00:04:21	56.66%	30.21%
September 15, 2007 - September 14, 2008	3,021	7.55	00:04:44	54.62%	28.30%
% Change	139.89%	-6.21%	-7.89%	3.74%	6.73%
Don Mills					
September 15, 2008 - September 15, 2009	5,857	7.38	00:04:16	61.09%	28.96%
September 15, 2007 - September 14, 2008	0	0.00	00:00:00	0.00%	0.00%

% Change	100.00%	100.00%	100.00%	100.00%	100.00%
London					
September 15, 2008 - September 15, 2009	4,806	6.47	00:03:30	53.81%	31.09%
September 15, 2007 - September 14, 2008	1,594	6.38	00:03:44	54.83%	26.10%
% Change	201.51%	1.44%	-6.30%	-1.87%	19.11%
Ottawa					
September 15, 2008 - September 15, 2009	3,655	6.42	00:03:56	69.58%	33.79%
September 15, 2007 - September 14, 2008	483	7.72	00:03:33	72.46%	31.26%
% Change	656.73%	-16.89%	10.85%	-3.99%	8.08%
Weston					
September 15, 2008 - September 15, 2009	3,303	7.36	00:04:53	49.05%	28.85%
September 15, 2007 - September 14, 2008	2,894	7.53	00:04:39	52.83%	27.54%
% Change	14.13%	-2.29%	5.25%	-7.17%	4.77%
Hamilton					
September 15, 2008 - September 15, 2009	2,965	8.81	00:05:21	60.07%	24.52%
September 15, 2007 - September 14, 2008	1,999	8.88	00:04:56	59.33%	31.12%
% Change	48.32%	-0.78%	8.48%	1.24%	-21.20%
Etobicoke					
September 15, 2008 - September 15, 2009	2,934	11.40	00:15:53	41.72%	20.31%
September 15, 2007 - September 14, 2008	1,682	13.70	00:21:33	31.81%	15.76%
% Change	74.44%	-16.81%	-26.34%	31.16%	28.93%
Kitchener					
September 15, 2008 - September 15, 2009	2,275	7.38	00:04:10	56.66%	22.46%
September 15, 2007 - September 14, 2008	929	7.78	00:04:23	61.36%	24.65%
% Change	144.89%	-5.16%	-5.17%	-7.66%	-8.88%
Kingston					
September 15, 2008 - September 15, 2009	2,126	6.46	00:03:12	45.48%	19.33%
September 15, 2007 - September 14, 2008	96	8.94	00:03:38	69.79%	29.17%
% Change	2,114.58%	-27.68%	-11.99%	-34.83%	-33.72%
Windsor					